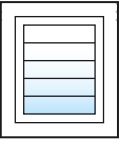
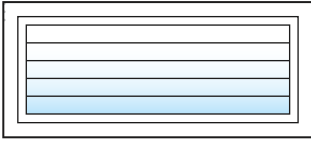
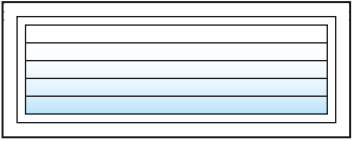










| UNIT DIMENSION ROUGH OPENING | | 12" | 24" | 32" | 36" |
|---------------------------------|---------|-----------------------------------------------------------------------------------|------------------------------------------------------------------------------------|-------------------------------------------------------------------------------------|---------------------------------------------------------------------------------------|
| | | 11-1/2" | 23-1/2" | 31-1/2" | 35-1/2" |
| 13-7/8" | 13-3/8" |  | |  |  |
| | | JAL (B or W) 1214 | | JAL (B or W) 3214 | JAL (B or W) 3614 |
| 17-3/8" | 16-3/8" | | |  |  |
| | | | | JAL (B or W) 3218 | JAL (B or W) 3618 |
| 23-3/8" | 23-7/8" | |  |  |  |
| | | | JAL (B or W) 2424 | JAL (B or W) 3224 | JAL (B or W) 3624 |
| 33-7/8" | 34-3/8" | JAL (B or W) 2436 | | |  |
| | | | | JAL (B or W) 3636 | |
| 47-7/8" | 48-3/8" | | | JAL (B or W) 3648 |  |
| | | | | JAL (B or W) 3648 | |
| 68-7/8" | 69-3/8" | | | JAL (B or W) 3670 |  |
| | | | | JAL (B or W) 3670 | |